



CORN SEED

# DKC101-35RIB Brand Blend

## Brand Blend

DKC101-35RIB Brand Blend has shown outstanding performance potential with broad adaptation across environments. This medium statured product features a solid agronomic package and very good early season package.



Selected Trait: **VT Double PRO® RIB Complete® corn blend**



VT2PRI8


Maturity **101**

## Strengths

- Has displayed outstanding yield potential and stable performance across environments
- Has demonstrated good emergence and excellent early growth
- Strong disease tolerance to Northern Corn Leaf Blight and Anthracnose Stalk Rot
- Semi-flex ear type with good tip fill adapts to a range of planting populations
- Medium statured product with medium-low ear placement boasts a full canopy and attractive late season appearance
- Moderate root and stalk strength
- Product has dual purpose grain and silage potential

## Product Details

### Disease Ratings (Gray Leaf Spot + 4 More)



### Growth (Seedling Growth + 7 More)



3

3

Excellent	Emergence	Root Strength
3	3	4
Stalk Strength	Drought Tolerance	Greensnap Tolerance
Medium	Med Low	
Plant Height	Ear Placement	

**Management** (Gdus To Mid-Pollination + 6 More) ^

GDUS TO MID-POLLINATION	1285
GDUS TO BLACK LAYER	2545
VALUE ADDED TRAIT	VT2PRIB
RELATIVE MATURITY	101
PLANTING RATE	Med High
NEW PRODUCT	NO
VARIETY	01095467

**Harvest** (Staygreen + 3 More) ^

3	3	3
Staygreen	Harvest Appearance	Drydown
5		
Test Weight		

**Herbicide** (Growth Regulators Sensitivity + 2 More) ^






A	A	A
Growth Regulators Sensitivity	Isoxazoles Sensitivity - Preemergence	Sulfonylureas Sensitivity

**Plant Description** (Cob Color + 2 More) ^

Red	Yellow	16
Cob Color	Kernel Cap Color	Kernel Row

**Product Details Key:** ^

**Local Rating Scale**

-  Highly Recommended
-  Recommended with Management
-  Use with Management
-  Not Recommended
-  New Product

**National Rating Scale**

1 = Excellent, 9 = Poor, NR = Not Recommended, - = data is insufficient at this time.

**Herbicide Sensitivity**

A = Acceptable, C = Caution, W = Warning. Environmental conditions may cause herbicide interactions different than indicated for a particular growing season.

**Herbicide Tolerance**

Ratings are based on observations and research using herbicides at labeled and above labeled rates to simulate extreme environmental conditions, misapplication and adverse soil pH or organic content.

**GDU (Growing Degree Unit)**

Ratings are based on observations and research using herbicides at labeled and above labeled rates to simulate extreme environmental conditions, misapplication and adverse soil pH or organic content.