



April 14<sup>th</sup>, 2025

NW IA Dealer Agronomy Update

## Welcome!

Welcome to another season of DEKALB/Asgrow/alloy Agronomy Updates from your Technical Agronomist team. We strive to provide timely agronomic, product, trait and crop protection updates. We always welcome feedback as we want to make this an excellent, consistent source of information you can rely on every Monday morning during the growing season. Also keep in mind our virtual DAACAT – DEKALB/Asgrow/alloy Current Agronomic Topic sessions held every other week. The first one for the growing season will be Wednesday, April 30<sup>th</sup> from 8:00 – 8:30 AM. Look for a calendar invite coming from your FSR. If there are topics you want us to specifically cover on the DAACAT calls or on the newsletter, please let us know.

## Planting has Begun

Many areas had planters running as of late last week and with the nice weekend temperatures, a fair amount of acres got covered. As we go into this week with a cooler weather forecast – the questions come up – do we keep going? What's the condition of the seed in the ground? Should we be planting corn or soybeans? Obviously, there is not a one size fits all answer. **I will say – it is hard to pass up excellent planting conditions once we get into mid-April. Shutting down on corn 24-36 hours prior to a cool rain is always a good rule of thumb but I think everyone would acknowledge that this is easier said than done. Soybeans are less risky to be planting if a cool rain looks eminent.**

As we know that first 24-36 hours of the seed being planted in the soil is critical. This is the time frame the seed absorbs (imbibes) the water from the soil to start the germination process. Research has not specifically defined what that temperature is when imbibitional chilling can possibly occur, we do know it is less than 50°F. When scouting fields and checking germination the symptom of imbibitional chilling is a swollen seed with no signs of germination. Cold soils in general, with fluctuations in soil temperature can cause cold injury to the seed and that is characteristic of an abnormal looking mesocotyl. When assessing early germination, know there is a natural curvature of mesocotyl elongation. Seeds affected by cold soil with an outcome of injury can have symptoms of a deformed mesocotyl, often swollen or a cork-screw type look to it. For those early planted corn fields, they will need to be scouted closely as we get to germination and emergence.

## Emergence Risk Forecast Tool

An internal Bayer Crop Science tool we have for our use is the Emergence Risk Forecast tool. This tool allows us to predict length of corn emergence timing from different planting dates and locations based on the factors listed below. Predictions from a 4/14 planting date are putting corn emergence at 14-19 days across NW Iowa.

### Source

**RH** (Recent Historical) What actually happened this day.

**HF** (Historical Forecast) Forecast for previous three days.

**TWCF** (TWC Forecast) 13-day TWC forecast.

**LTF** (Long Term Forecast) 10 year historical averages.



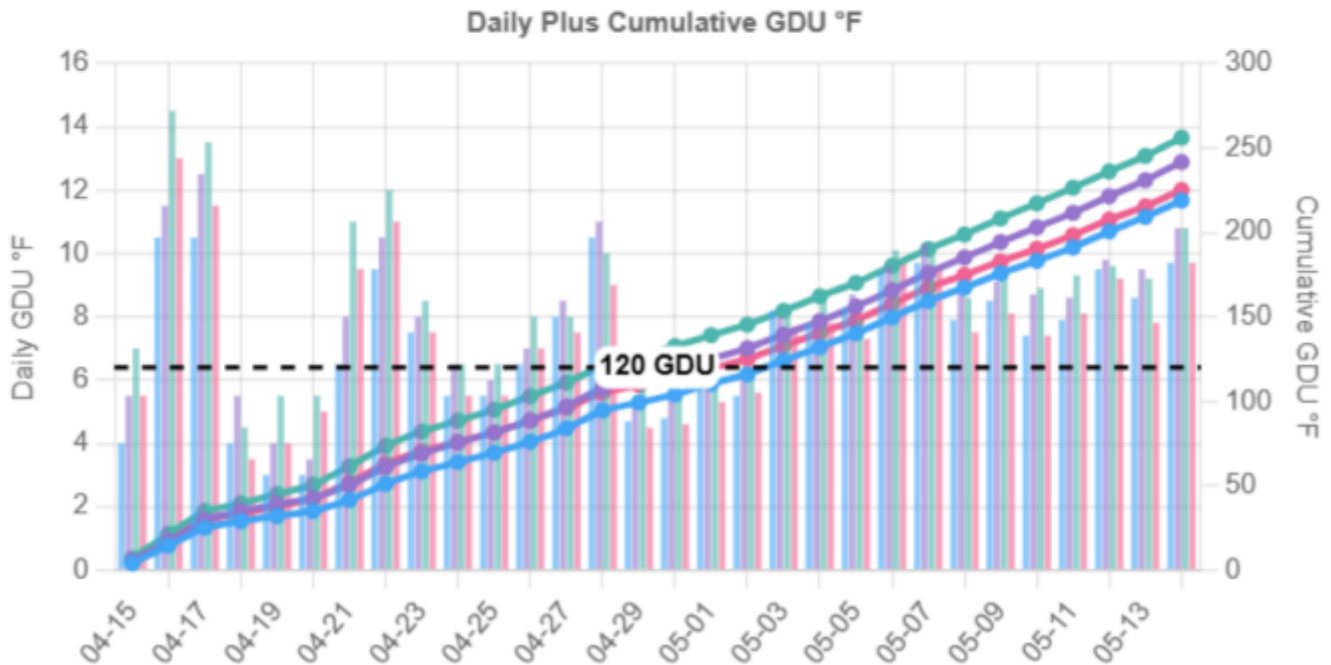
# Corn GDU Report

Generated 4/14/2025

## Emergence Estimates

Daily weather station data is utilized to calculate the corn base 50° F daily GDU calculation using this formula:  $(\text{daily maximum air temperature } ^\circ\text{F} + \text{daily minimum air temperature } ^\circ\text{F})/2 \text{ minus } 50^\circ = \text{Growing Degree Units/Days (GDU or GDD)}$ . Base = 50°F, max = 86°F. Corn estimates assume a planting depth of 2". Soil temperature is a model estimate from TWC at 2" depth.

Location	Planting Date	Est. Emergence Date	Days to Emergence	Risk Level
Bancroft	4/14/2025	May 3, 2025	19	High Risk (18+)
Fort Dodge	4/14/2025	May 1, 2025	17	Medium Risk (11-17)
LeMars	4/14/2025	Apr 28, 2025	14	Medium Risk (11-17)
Rock Rapids	4/14/2025	May 2, 2025	18	High Risk (18+)





The following report is using multiple planting dates from a single (Storm Lake) location. It shows a very similar risk level for the next 11 days.

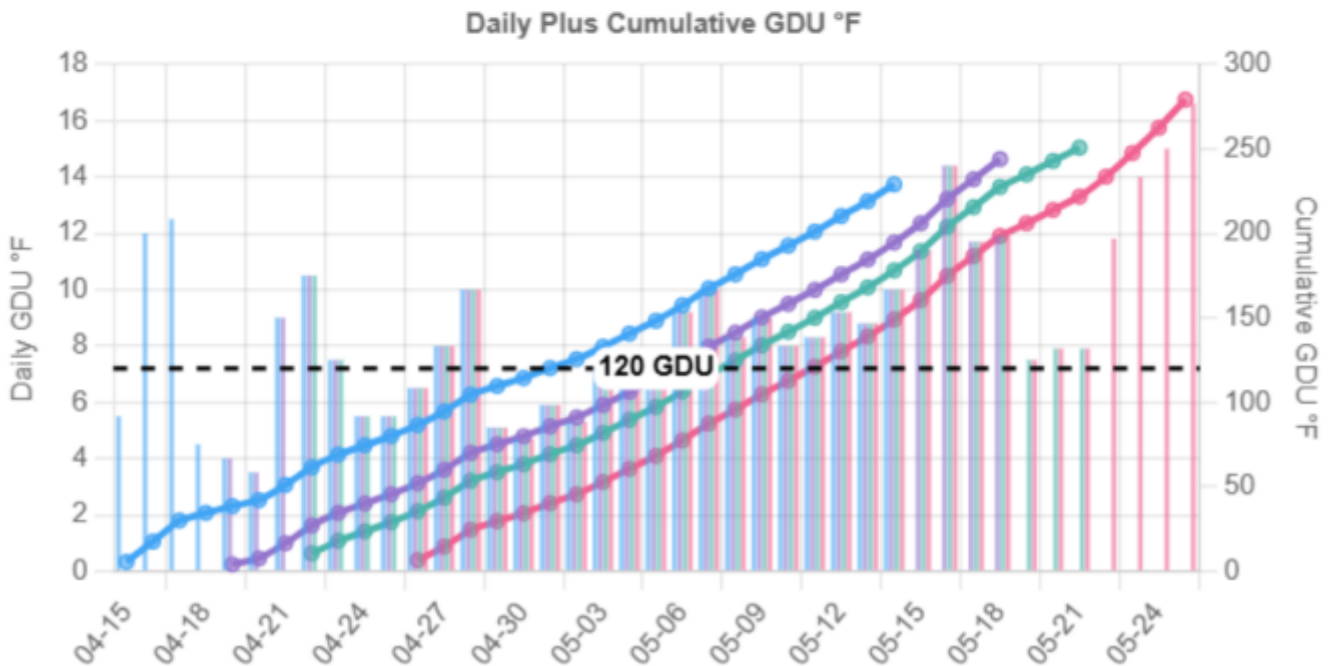
## Corn GDU Report

Generated 4/14/2025

### Emergence Estimates

Daily weather station data is utilized to calculate the corn base 50° F daily GDU calculation using this formula: (daily maximum air temperature °F + daily minimum air temperature °F)/2 minus 50° = Growing Degree Units/Days (GDU or GDD). Base = 50°F, max = 86°F. Corn estimates assume a planting depth of 2". Soil temperature is a model estimate from TWC at 2" depth.

Location	Planting Date	Est. Emergence Date	Days to Emergence	Risk Level
Storm Lake	4/14/2025	May 1, 2025	17	Medium Risk (11-17)
Storm Lake	4/18/2025	May 6, 2025	18	High Risk (18+)
Storm Lake	4/21/2025	May 8, 2025	17	Medium Risk (11-17)
Storm Lake	4/25/2025	May 11, 2025	16	Medium Risk (11-17)





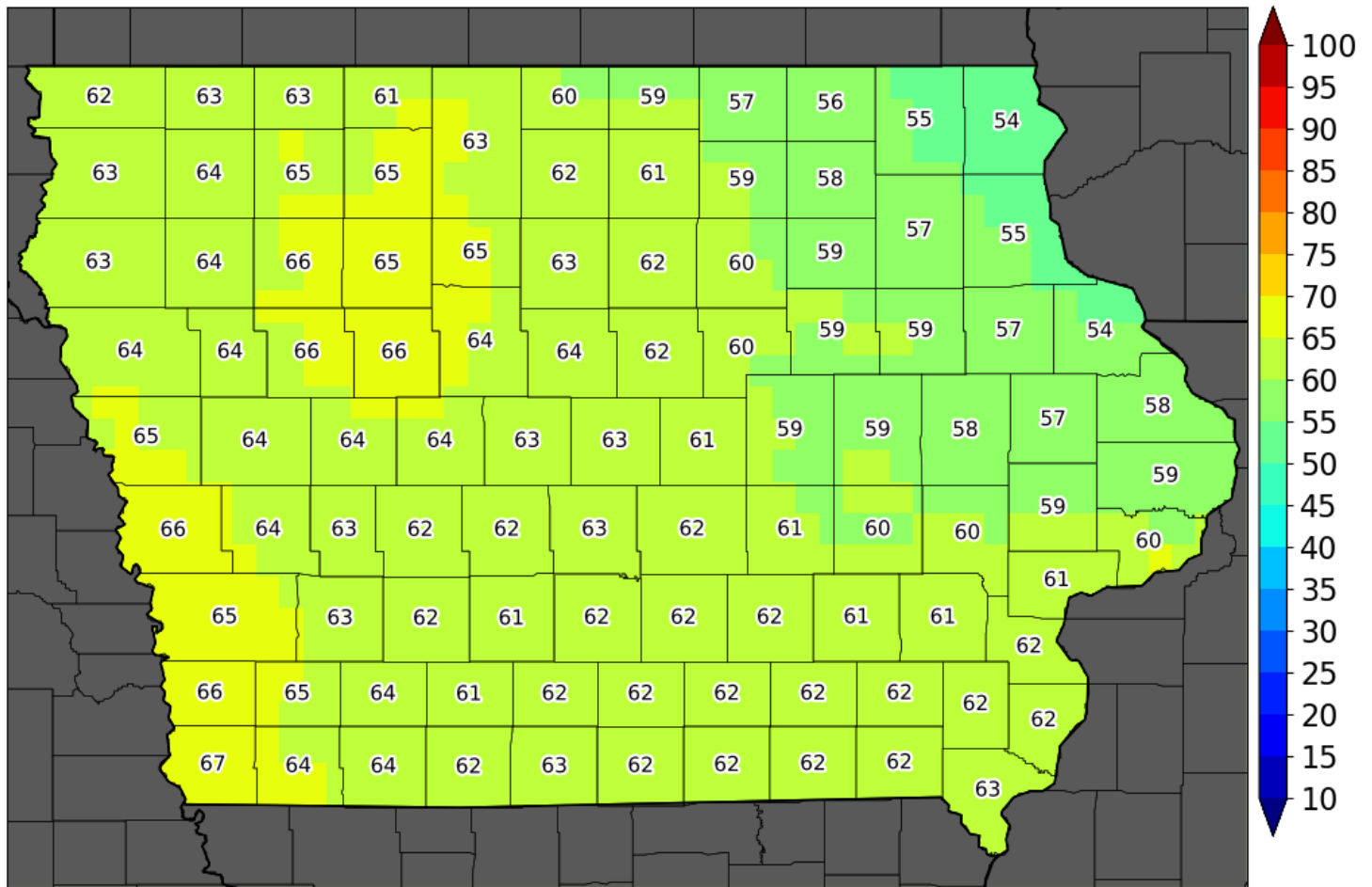
## Soil Temperature Projections

Projecting soil temperatures out into April, does show a roller coaster ride of favorable to chilling conditions. This can put more stress on the developing seedling.



### GFS Forecast Average ~4 inch Depth Soil Temperatures for Apr 18, 2025

Caution: Raw output average of 4 (6-hour) forecasts (6z-6z) valid for 0-10 cm depth. (2025-04-13T06:00:00Z)



Iowa Environmental Mesonet :: generated 13 April 2025 08:59 AM

data units :: °F





Product	Metabolism-Based Tolerance	
	Metribuzin	PPO*
AG09XF3	Below Average	Above Average
AG10XF4	Above Average	Above Average
AG11XF4	Above Average	Above Average
AG13XF3	Above Average	Average
AG14XF4	Above Average	Above Average
AG15XF2	Average	Average
AG16XF3	Below Average	Average
AG17XF2	Below Average	Average
AG18XF1	Average	Above Average
AG19XF3	Average	Average
AG20XF1	Average	Below Average
AG20XF4	Above Average	Above Average
AG20XF5		Above Average
AG21XF0	Average	Above Average
AG21XF2	Below Average	Average
AG22XF5		Above Average
AG23XF2	Below Average	Average
AG23XF3	-	Above Average
AG24XF1	-	Below Average
AG24XF4	Average	Above Average
AG25XF3	Above Average	Below Average
AG25XF5		Average
AG26XF1	Above Average	Average
AG26XF4	Average	Above Average
AG27XF3	Average	Average
AG29XF3	Below Average	Average
AG29XF4	Above Average	Above Average
AG30XF2	Average	Below Average
AG30XF4	Below Average	Below Average
AG31XF2	Above Average	Below Average
AG33XF2	Below Average	Average
AG33XF3	Below Average	Below Average

\* - Screening was conducted using saflufenacil (1 oz/A Sharpen); observations suggest that these ratings apply to sulfentrazone as well. However, internal data suggest these ratings do not apply to flumioxazin.

\*\* - RATINGS - In environments conducive to crop injury:  
**Above average:** Unlikely to show injury symptoms  
**Average:** May show symptoms, but generally recover quickly  
**Below Average:** More likely to show injury symptoms, potentially for longer duration, but will recover in most cases.  
 Recommend careful review of herbicide label restrictions and consideration of management options to mitigate risk of injury.

## Additional Resources:

### [2025 Planting Guide](#)

Last Freeze Dates – <https://mrcc.purdue.edu/freeze/freezedatetool.html>

Soil Temperature Future Cast – <https://mesonet.agron.iastate.edu/agclimate/soilt.php>

Also check the LIVE soil temperatures for a few locations around the state:

<https://mesonet.agron.iastate.edu/agclimate/#soil04t>

*Follow Jim McDermott @jfmcd on Twitter*